

## RIVKLE® Standard blind rivet nuts

Stainless Steel A4 | Flat head | Plain | Cylindrical | Open

Note: RIVKLE® produced in stainless steel A4 providing the best corrosion resistance | Thread according to ISO 6h (ISO 68-1)

Technical information can be found on the last page.



Diameter (d)	Drilling diameter d nominal size	B	E nominal size	L <sub>2</sub>	e		Length (l) nominal size	N
					min.	max.		
M 4	6	9	1	7.5	0.5	2	12.0	9500
M 5	7	10	1	7.5	0.5	3	12.5	12000
M 6	9	12	1.5	10.0	0.5	3	16.0	15000
M 8	11	15	1.5	11.2	0.5	3	17.5	20000

All technical data refer to the measure mm



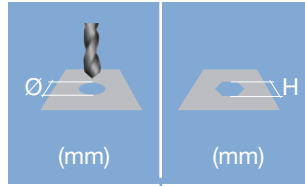


Head diameter  
Overall length  
Thread size



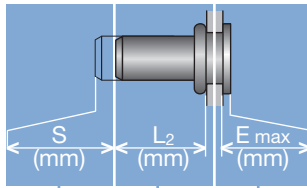
**Grip range**

Defines the range of total thickness of the customers part (even if it consists of more than one layer)



**Hole geometry**

If round → diameter  
If hexagonal → wigth across flats



**Head projection after setting**

Variable according to the application (setting load, material substrate, etc.)

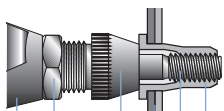
**Blind side projection after installation**

Defines the clearance needed on the blind side (cannot be used for quality control)


**Setting stroke**

Difference of total length before and after installation

**RIVKLE® Nut**



**RIVKLE® Stud**



- RIVKLE®
- Mandrel\*
- Customers part
- Anvil\*
- Counter nut
- Setting tool

\*in accordance to chosen RIVKLE®\*

All technical data refer to the measure mm

