


RIVKLE® Tooling equipment

Spare exchange unit (threaded mandrel + anvil) for the RIVKLE® BRK 01 manual setting tool.

Technical information can be found on the last page.



Diameter (d)	Article number	For tool type
M 3	23511903001	BRK 01
M 4	23511904001	BRK 01
M 5	23511905001	BRK 01
M 6	23511906001	BRK 01

All technical data refer to the measure mm





Head diameter
Overall length
Thread size



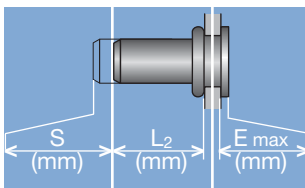
Grip range

Defines the range of total thickness of the customers part (even if it consists of more than one layer)



Hole geometry

If round -> diameter
If hexagonal -> wigth across flats



Head projection after setting

Variable according to the application (setting load, material substrate, etc.)

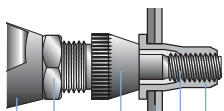
Blind side projection after installation

Defines the clearance needed on the blind side (cannot be used for quality control)

Setting stroke

Difference of total length before and after installation

RIVKLE® Nut



RIVKLE® Stud



- RIVKLE®
- Mandrel*
- Customers part
- Anvil*
- Counter nut
- Setting tool

in accordance to chosen RIVKLE®

All technical data refer to the measure mm

